



**Ruth Miskin
Training**



**Parent Meeting
Introduction to Read Write Inc.**

Reading changes everything

Teach a child to read and keep that child reading and we will change everything.

And I mean everything.

Jeanette Winterson

Progress groups

- Group children by phonic stages.
- Teach to the group's challenge level.
- Re-assess all children every half term.

One-to-one tutoring – ‘keep up, not catch up!’



What is phonics?

Sounds

mat

ship

Graphemes

*demonstrate, containing, roamed, trivial,
injured, whimper*

English alphabetic code

- 44 sounds
- 26 letters
- Over 150+ graphemes (letter combinations)

One of the most complex alphabetic codes in the world.

Speed Sounds Set 1

Consonant sounds – stretchy

f	l	m	n	r	s	v	z	sh	th	ng
										nk

Consonant sounds – bouncy

b	c	d	g	h	j	p	qu	t	w	x	y	ch
	k											

Vowel sounds – bouncy

a	e	i	o	u
---	---	---	---	---

Vowel sounds – stretchy

ay	ee	igh	ow
----	----	-----	----

Vowel sounds – stretchy


oo	oo	ar	or	air	ir	ou	oy
----	----	----	----	-----	----	----	----

Pure Sounds (ruthmiskin.com)

Sound pronunciation guide



'Same, same!'



Sounds + blending = word reading



+

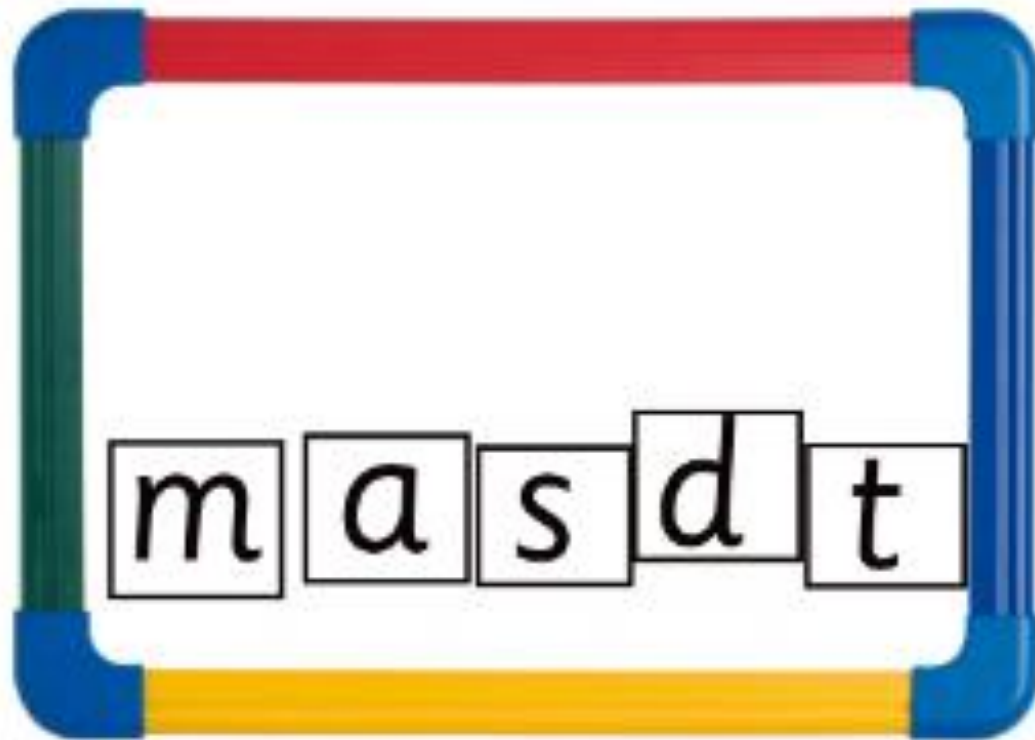


=

sat

Learning to Blend

<https://schools.ruthmiskin.com/training/view/kg95RB4A/SxfAPzDC>



'Special Friends', 'Fred Talk'

1.6

ship

Black Hat Bob

Black Hat Bob
is on his ship.

This is his peg leg.



Red Words

I

said

This is Red Hat Rob.



“I will grab that cash box,” he said.

Meet Fred



Teach spelling using Fred Finger



Three reads



Pin it on


Introduction
In this story, some children are playing a game called 'Pin the tail on the donkey'. They are blindfolded, and need to attach the tail to the right place. Let's see how they do!

pin it on



not on its leg

4



"Snatchosaurus is a very dangerous dinosaur," she said.
"So it's obvious! We need to find an *even more* dangerous dinosaur to catch him!"


"But where can we find a dinosaur like that?" asked Stegosaurus, cautiously.

"We will make one!" came the reply.

So they got out their scissors, and their pencils, and their paper, and their card, and their paints, and their sticky tape ... and they made ... a Catchasnatchosaurus!
And the famous Snatchosaurus was never seen again!

15

Which books will children bring home?



Read Write Inc. Phonics eBook Library

Home

Welcome to the Read Write Inc. Phonics eBook Library.

Here you'll find eBooks of the core Storybooks for Read Write Inc. Phonics, from the Sound Blending books to Grey level. There are also two non-fiction eBooks for each level, from Green to Grey. Click the resources tab to explore the collection, or download our [overview chart](#) for a full list.

You can assign these eBooks for pupils to read at home after the 'third read' of the book in class.

Ready to get started? Find out how to [set up individual student logins](#) and more on our [support site](#).


Not subscribed yet? Find out how to [subscribe to the Read Write Inc. Phonics eBook Library](#).



Virtual Classroom Set 1 sounds



Virtual Classroom Pinny time



How do I use the Virtual Classroom?

1. Set aside 10 minutes to watch a film with your child each day.
2. Find a quiet space for your child to watch the film on a laptop or tablet.
3. Praise your child as they join in with the lesson – make it fun!

The more they practise using these films, the quicker they'll learn to read.

Practice at home

m m m



Practice handwriting
Write, mumble, repeat
m m m m m

Practice sound-writing
m

m a s d t

d d d



Practice handwriting
Round the bottom, up the left neck, down to the feet
d d d d d

Practice sound-writing
d



RWI Word Time 1.1

Sounds: m, a, s, d, t

mat

at

mad

sad

dad

sat

Teaching letter formation

Handwriting phrases for helping your child to form letters

This works best if your child practises for a short time every day.

1. Show the picture side and air-write as you say the phrase.
2. Ask your child to practise in the air with you.
3. Using a sharp pencil and sat at a table, encourage your child to have a go.
4. Praise your child for their efforts.

m Maisie, mountain, mountain
a round the apple, down the leaf
s slither down the snake
d round his bottom, up his tall neck and down to his feet
t down the tower, across the tower
i down the body, dot for the head
n down Nobby, over his net
p down the plait and over the pirate's face
g round her face, down her hair and give her a curl



What can I do?

1. Use pure sounds rather than letter names.
2. Use Fred Talk to help your child to read and spell words.
3. Listen to your child read their Storybook every day.
4. Watch the Virtual Classroom films together.
5. Read stories to your child every day.

Teaching a Set 1 sound - **in action**



Free Video Tutorials (ruthmiskin.com)

Back

Parents

AAA

Read Write Inc. Phonics - Learning to read at home

Parents films

The films below show parents and carers how we teach children to read and write with *Read Write Inc. Phonics*.

If your child is in a school that teaches *Read Write Inc.* or if you have bought a parent pack, the films will help you and your child practise together at home.

If you have a question for us, please get in touch via our [Facebook](#) or [Twitter](#) pages and subscribe to our [YouTube](#) channel.



Online resources available

Ruth Miskin Parents' Page:

<https://www.ruthmiskin.com/parents/>

Ruth Miskin Facebook:

<https://www.facebook.com/miskin.education>

Free e-books for home reading:

<http://www.oxfordowl.co.uk/Reading/>

Any questions?



Reading feeds the imagination, it expands horizons and offers new and exciting ways of seeing and making sense of our lives and of the world around us.

Michael Morpurgo