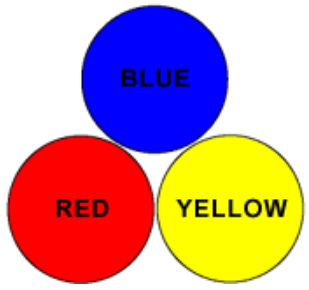
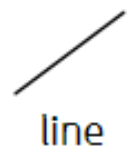


# Primary Colours



# Year 1 - Drawing & Painting - Autumn

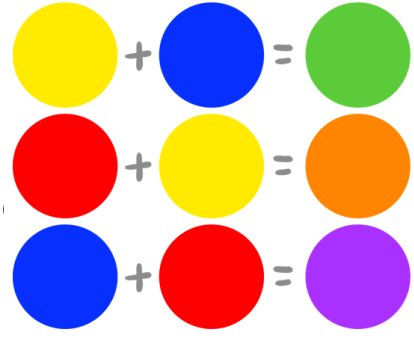


drawing

painting

# Secondary Colours

Mixing primary colours together makes secondary colours.




shape



tone



pattern



pencil



graphite



coloured pencil



pen

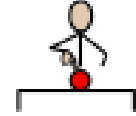


oil pastel

# Drawing from observation



draw



what



you

see


# Warm Colours



# Cold Colours



# Texture & Mark Making




Dots



Dashes



Hatching



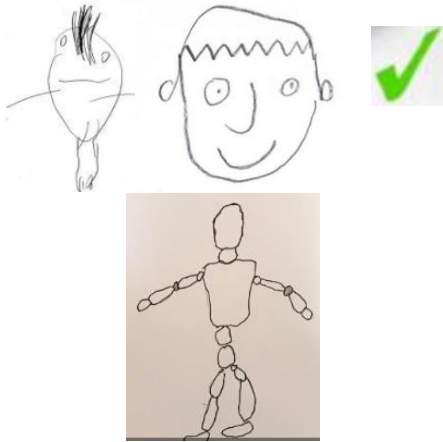
Stippling



Blending



In portraits, there should be eyes, ears, a mouth and a nose.



People should have a body with arms and legs in the right place.


## Key Artist

Pablo  
Picasso  
1881-1973

Art style: **Cubism**



'The Weeping Woman'



His



art

work included



bright colours

and



unusual



shapes

Use different sized brushes or sponges to create different effects.