

# Sorting Cards - Food: Fruit vs Vegetables



carrot



onion



broccoli



potato



peas



sweetcorn



banana



apple



orange




grapes



strawberry



pear



Fruit



Vegetables

Activity:

Cut out the sorting cards and the two large headings. Get your child to sort the different items and put them under the correct heading.

Check the children can name the items on the cards before asking them to sort it.



**Beech Hill School**  
"Learning Without Limits"



Praise them for having a go. If they get it wrong, then just move it to the right group and tell them what it is.

# Sorting Cards - Food: Breakfast vs Dinner




toast



cereal



yogurt



## Breakfast



porridge



fruit



croissant



## Dinner



burger



chicken



pasta



pie



kebab



sausage

Activity:

Cut out the sorting cards and the two large headings. Get your child to sort the different items and put them under the correct heading.

Check the children can name the items on the cards before asking them to sort it.



**Beech Hill School**  
"Learning Without Limits"



Praise them for having a go. If they get it wrong, then just move it to the right group and tell them what it is.

# Sorting Cards - Food: Fridge vs Cupboard



milk



cheese



butter



meat



yogurt



cream




beans



rice



pasta



drinks



noodles



sugar



Fridge



Cupboard

Activity:

Cut out the sorting cards and the two large headings. Get your child to sort the different items and put them under the correct heading.

Check the children can name the items on the cards before asking them to sort it.

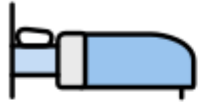


**Beech Hill School**  
"Learning Without Limits"



Praise them for having a go. If they get it wrong, then just move it to the right group and tell them what it is.

## Sorting Cards - Furniture and Objects: Bedroom vs Kitchen



bed



wardrobe



mirror



pillow



draws



bed sheets



cooker



sink



table



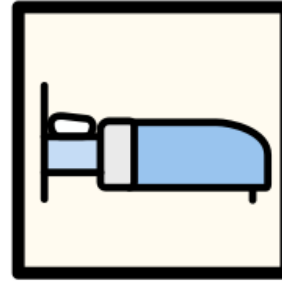
kettle



pans



microwave



# Bedroom



# Kitchen

Activity:

Cut out the sorting cards and the two large headings. Get your child to sort the different items and put them under the correct heading.

Check the children can name the items on the cards before asking them to sort it.



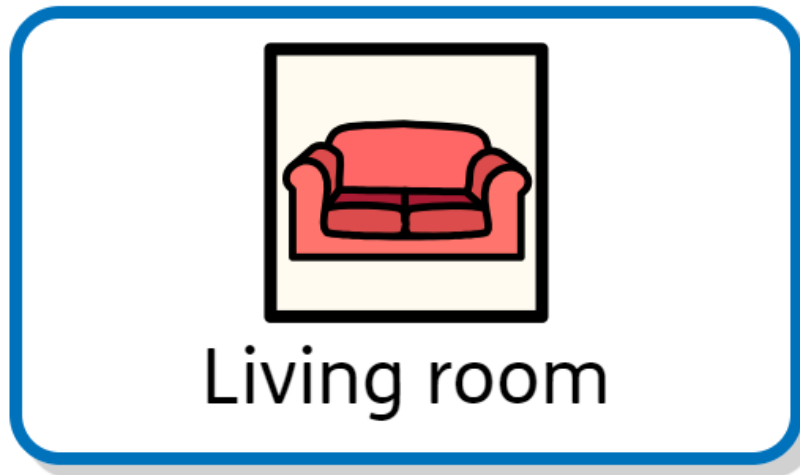
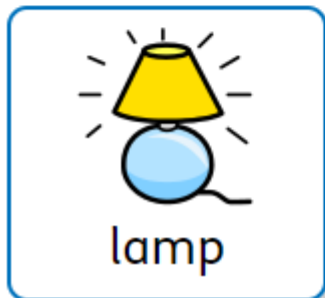
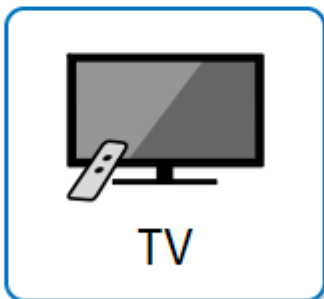
Praise them for having a go. If they get it wrong, then just move it to the right group and tell them what it is.



**Beech Hill School**  
"Learning Without Limits"



# Sorting Cards - Furniture and Objects: Bathroom vs Living room




Activity:  
Cut out the sorting cards and the two large headings. Get your child to sort the different items and put them under the correct heading.

Check the children can name the items on the cards before asking them to sort it.



**Beech Hill School**  
"Learning Without Limits"



Praise them for having a go. If they get it wrong, then just move it to the right group and tell them what it is.



# Sorting Cards - Animals: Land vs Sea



elephant



dog



horse



snake




lion



cow



whale



fish



dolphin



octopus



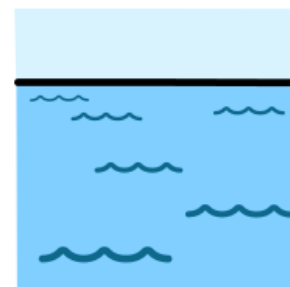
shark



jellyfish



Land



Sea

Activity:

Cut out the sorting cards and the two large headings. Get your child to sort the different items and put them under the correct heading.

Check the children can name the items on the cards before asking them to sort it.



**Beech Hill School**  
"Learning Without Limits"



Praise them for having a go. If they get it wrong, then just move it to the right group and tell them what it is.

# Sorting Cards - Animals: Farm vs Zoo



cow



sheep



donkey



pig



hen



goose



tiger



zebra



giraffe




lion




elephant



panda



Farm



Zoo

Activity:

Cut out the sorting cards and the two large headings. Get your child to sort the different items and put them under the correct heading.

Check the children can name the items on the cards before asking them to sort it.



**Beech Hill School**  
"Learning Without Limits"



Praise them for having a go. If they get it wrong, then just move it to the right group and tell them what it is.

# Sorting Cards - Animals: Jungle vs Garden



snake



tiger



parrot



monkey



toucan



gorilla



hedgehog



cat



robin



squirrel




dog



pigeon



## Jungle



## Garden

Activity:

Cut out the sorting cards and the two large headings. Get your child to sort the different items and put them under the correct heading.

Check the children can name the items on the cards before asking them to sort it.



Praise them for having a go. If they get it wrong, then just move it to the right group and tell them what it is.




**Beech Hill School**  
"Learning Without Limits"





# Sorting Cards - Animals: Woodland vs Pond



fish



frog



tadpole



duck



swan



dragonfly



hedgehog



squirrel



deer



owl




rabbit



badger



Woodland



Pond

Activity:

Cut out the sorting cards and the two large headings. Get your child to sort the different items and put them under the correct heading.

Check the children can name the items on the cards before asking them to sort it.



**Beech Hill School**  
"Learning Without Limits"



Praise them for having a go. If they get it wrong, then just move it to the right group and tell them what it is.

# Sorting Cards - Clothes: Sunny day vs Cold day



t-shirt



shorts



flip flops



hat



sunglasses



dress



jumper



trousers



scarf



bobble hat



gloves



coat



## Sunny Day



## Cold Day

Activity:

Cut out the sorting cards and the two large headings. Get your child to sort the different items and put them under the correct heading.

Check the children can name the items on the cards before asking them to sort it.



Praise them for having a go. If they get it wrong, then just move it to the right group and tell them what it is.



**Beech Hill School**  
"Learning Without Limits"



# Sorting Cards - Clothes: Bedtime vs Daytime



nightie



pyjamas



dressing gown



slippers



onesie



baby grow



shirt



shoes



skirt



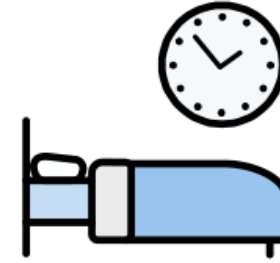
cardigan




dress



trousers



Bedtime



Daytime

Activity:

Cut out the sorting cards and the two large headings. Get your child to sort the different items and put them under the correct heading.

Check the children can name the items on the cards before asking them to sort it.



Praise them for having a go. If they get it wrong, then just move it to the right group and tell them what it is.



**Beech Hill School**  
"Learning Without Limits"

