




# Year 4 Art Must Knows

## Colour

Know the primary colours are red, blue and yellow.

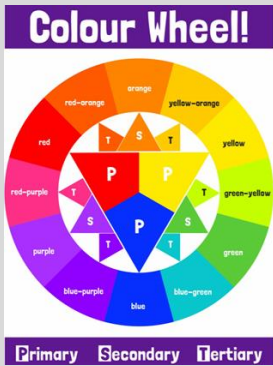
Know the secondary colours are orange, green and purple.

Know how to mix primary colours to make secondary colours.



Know how to make brown.

Add white to make different tints.  
Add black to make different shades.  
Add black and white to make tones.

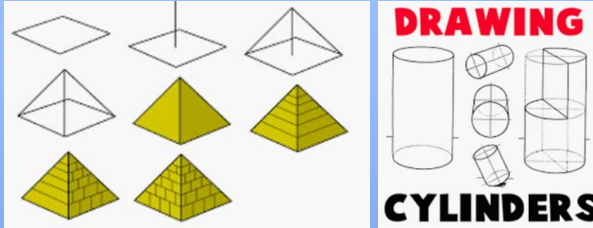


Identify warm and cool colours.


## Shape

Cylinder/cylindrical  
Pyramid


In still life, be able to draw cylinders and pyramids.



Illustrate different textures using pencil strokes.



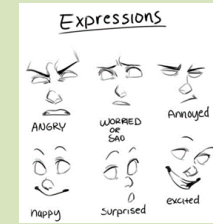
Identify the effect on light on objects within their art.




## Composition

- Foreground
- Middle-ground
- Background
- Distance
- Overlap
- Layer
- Perspective
- Vanishing point

In portraits, begin to show facial expressions.



Be able to draw forms from the back, front and side.




In landscapes, develop perspective through the use of diagonal lines and a vanishing point.



Include shadows within the landscape.



Line  
Broken  
Dotted  
Continuous  
Diagonal



In **printing**, create more complex safe prints and introduce string relief printing. Layer different prints.



In **painting**, use a range of thickness of brushes. Select the brushes for purpose.



In **sculpture**, roll slabs of clay around a container to make a cylinder. Recap on techniques from year 2.

- 1 SCORE
- 2 SLIP
- 3 STICK
- 4 SMOOTH



Famous Artist

Famous British Artist

Andy Warhol

Bridget Riley

