




Colour

Know the primary colours are red, blue and yellow.

Know the secondary colours are orange, green and purple.

Know how to mix primary colours to make secondary colours.

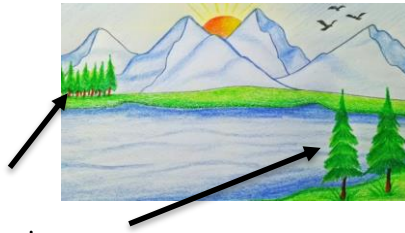


Know how to make brown.



Add white to make different tints.

Year 2 Art Must Knows



In landscapes, images in the background are smaller than in the foreground. The trees are larger and more detailed in the foreground to show distance.

Shape

Rectangular



Square




Circular
Round



Triangular



Pointed



Composition

Background

Foreground

Distance



In still life, draw simple objects that you see. Try to draw the shadow too.




In portraits, there should be eyes, eye brows, ears, a mouth, a nose and hair.



Animals should have the correct amount of legs.

Create monoprints.



Painting



Drawing



Sketching



Printing

Sculpture



Line

Thick



Thin



Scribble



Dots



Dashes



Sharp



In sculpture, score, slip, stick and smooth to connect clay. Use wooden sticks and a rolling pin to roll out the clay.



Use papier mache to cover a given item.

Famous Artist

Georges Seurat
The technique of Pointilism.



Famous British Artist

Henry Moore



Pencil




Pencil crayons



Wax crayons



Charcoal



Chalk



Paint



Paint brush



Sponges



Glue



Sellotape



Ink



Printing roller

